

INSTRUCTIONS FOR USE

General

The LF mobile filter unit for extraction of gases, fumes and particles, is CE-certified according to the EMC-, LVD-directive.



Please note that electronic equipment is always sensitive for static electricity, moisture, high temperature, dust and net disturbance. The equipment is powered with high voltage. Always disconnect the net plug at service work and at filter changes on LF.

Control and accessories

Mains supply cable is connected to the inlet plug. The fan is started and controlled with a knob on the fan. See separate product sheet for complete kits. The outlet connection (LF VTA) is an accessory for connecting a separate outlet hose.

Maintenance

For external cleaning we recommend alcohol-based solvents.

TECHNICAL DESCRIPTION

General

A rating plate is placed next to the outlet of the fan. A open dating sign is placed on the filter. The air humidity must not exceed 75%.

Changing of filter

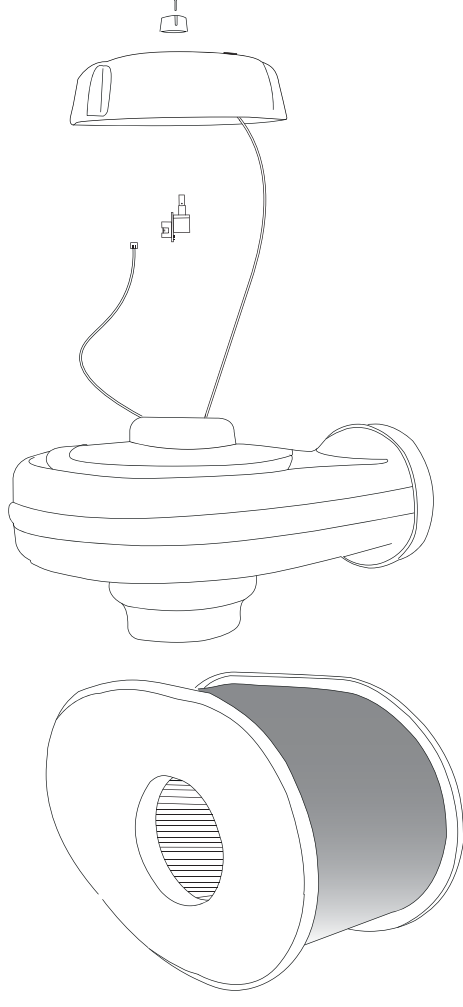
Replace the filter when the airflow through the filter drops, when odour can be noticed or after 12 months of use.

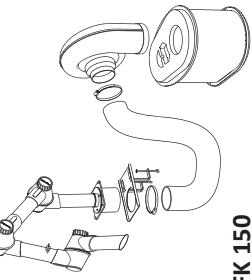
Technical specification

FF 100-230	FF 100-115
Power: 165 W	Power: 145 W
Frequency: 50-60 Hz	Frequency: 50-60 Hz
Voltage: 230V 1N~	Voltage: 115V 1N~

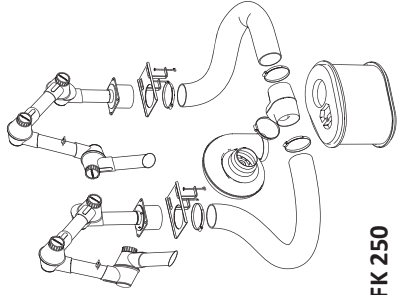
Manufacturing declaration

FUMEX assures that the LF is made in agreement with following standards:
Machinery directive 2006/42/EC
EMC-Directive 2004/1 08/EC

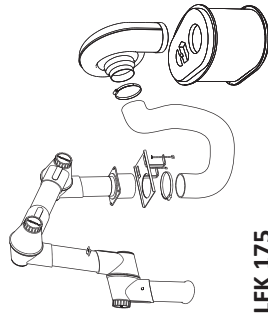




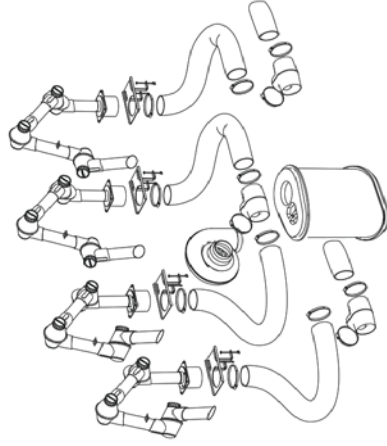
LFK 150



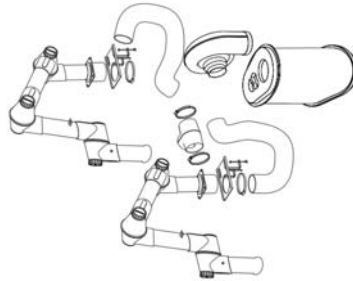
LFK 250



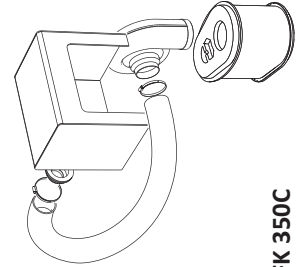
LFK 175



LFK 450

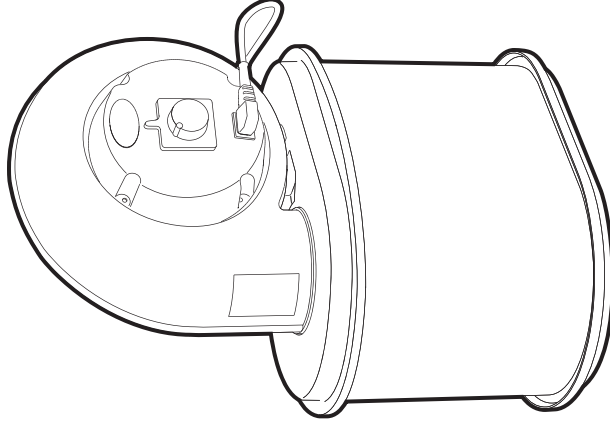


LFK 275



LFK 350C

MANUAL



LF

FUMEX[®]

Verkstadsvägen 2, 931 61 SKELLEFTEÅ, Sweden
Tel. +46 910-361 80, Fax. +46 910-130 22
www.fumex.com info@fumex.se